


Lowell Public Schools
Curriculum, Instruction, and Assessment
Henry J. Mroz Administration Office
155 Merrimack Street
Lowell, Massachusetts 01852




Get Ready for 2nd Grade! Summer Mathematics Activities 2020

Dear Guardian and Student,

Just like reading, regular practice over the summer with math will help your child prepare for entering the next grade. Please use the math activity list to have fun talking and doing mathematics together! Remember to always ask your child, "How did you figure it out?"

To use the math activity list:

- This summer try to complete the number of activities recommended for your grade level.
- When you do one, cross it off. Write down on the log on the back of this sheet which activity you did.
- Bring the log back to your new teacher in September for a school reward and a chance to be selected to attend a fall televised school committee meeting for a "Spotlight on Excellence!"

- When you see this symbol,  choose 1 or more activities from page 2.
- Some helpful materials to have around:
 - A folder for these papers
 - Blank paper
 - A pencil
 - A deck of playing cards with the kings, queens, and jacks taken out
 - A pair of dice
 - Crayons
 - Coins

Have a great summer vacation!

Sincerely,

Chief Academic Officer
Lowell Public Schools

Summer Math Activity Log

Activity log for student entering grade _____. Record the dates and descriptions of the math activities you complete. Bring this log back to your new teacher in August.


















Activity #	Date Completed	Description of Activity
Example	7/2/20	The Math Problem about drawing 2 dogs. <i>OR</i> choice activity, like Candy Land...
#1		
#2		
#3		
#4		
#5		
#6		
#7		
#8		
#9		
#10		
#11		
#12		
#13		
#14		
#15		
#16		
#17		
#18		
#19		
#20		

Student's Name: _____

Parent Signature: _____

Get Ready for Grade 2: Math Activities

Complete at least 15 math activities this summer. Each time, choose an activity from the boxes below - or from the back. Cross off a box when you do it and record the activity on your math log.

Count from 87 to 120 and back.	Choose from the back! 	Use your shapes to make a Fourth of July picture.	Use quick tens and ones to draw 76.	Choose from the back! 
Do counting squats. Count from 45 to 60 and back the Say Ten Way.	Choose from the back! 	Choose from the back! 	Solve $36 + 20$. Draw a picture to show your thinking.	Choose from the back! 
Write numbers from 37 to as high as you can in one minute, while whisper-counting the Say Ten Way.	Choose from the back! 	Choose from the back! 	Choose from the back! 	Use real coins or draw coins to show as many ways to make 25 cents as you can.
Choose from the back! 	Go on a shape scavenger hunt. Find as many rectangles, triangles, and circles as you can.	Choose from the back! 	Use quick tens and ones to draw 45 and 54. Circle the greater number.	Choose from the back! 
Write the numbers from 75 to 120.	Choose from the back! 	Choose from the back! 	Do jumping jacks as you count up by tens to 120 and back down to 0.	Choose from the back! 
Choose from the back! 	Choose from the back! 	Measure the route from your bathroom to your bed. Walk heel to toe, and count your steps.	Choose from the back! 	Make a story problem that goes with $17 + 5$.

Get Ready for Grade 2



Choice Activities



1. **Do iReady:** Lessons on the computer or tablet that are just right for your child! Great opportunity!!!! Sign in here: <https://login.i-ready.com/> or download the tablet app through Puffin Academy.

2. Read a Cool Mathematics Book:

A Chair for My Mother by Vera B. Williams
Benny's Pennies by Pat Brisson
Brown Bear, Brown Bear, What do you See? by Eric Carle
Chick Chicka 1-2-3 by Bill Martin
Emeka's Gift by Ifeoma Onyefulu
Inch by Inch by Leo Leonni
My Painted House, My Friendly Chicken, and Me by Maya Angelou

Out for the Count by Kathryn Cox
Pattern Fish by Trudy Harris
Rooster's Off to See the World by Eric Carle
Ten Flashing Fireflies by Hilemon Sturges
The Greedy Triangle by Marilyn Burns The Very Hungry Caterpillar by Eric Carle
This is the Way We go to School by Edith Baer

Find Mathematics Books to Read Online at Epic!: <https://www.getepic.com/>

Parents can sign up for free!

3. Use a cool mathematics website!

<http://www.gregtangmath.com/games>
www.aaamath.com
www.coolmath4kids.com
<http://pbskids.org/games/measurement/>

www.mathplayground.com
www.primarygames.com/curriculum/math.htm
www.funbrain.com
www.zearn.org/

Play ST Math Games Online: <https://www.stmath.com/>

If your school already uses ST Math, you can login through your Clever account. If not, parents can sign their children up for free using the link above.

4. Do a counting activity or game:

Close to 20 – Deal 5 cards to each player. Place them face up in front of you. Which three cards add up to be closest to 20? Ex. You turn over the following cards 5, 4, 10, ACE, and 3, and your opponent turns over an ACE, 8, 7, 2, and 3. You can make 19 with the 5, 4, and 10 and your opponent can make 18 with the 8, 7, and 3. You win because 19 is closer to 20.

Make Ten - Like “Go Fish” but players ask for cards that add up to 10 instead of the same number. For example, someone with a 3 would ask if the other player has a 7.

Play a board game such as: Checkers, Memory, Chutes and Ladders, jigsaw puzzles, Parcheesi, Fish, Crazy Eights, Candy Land, Connect Four, Legos, K'Nex.

5. Complete one of the activity sheets provided at the end of this packet.

In first grade students learn addition and subtraction facts. In order to get ready for second grade, we are suggesting you could practice some of these addition and subtraction facts at home. There are many things you could do to practice. A few examples are:

- *Write a few on paper and have the student answer them.*
- *Say the facts out loud to your child, and they can answer you back out loud.*
- *If you have playing cards, take out the face cards and aces can be one. Have your child turn over two cards and add them together. For subtraction, you can have the student turn over two cards and subtract the smaller number from the bigger number.*


Addition Facts

1 + 1	1 + 2	1 + 3	1 + 4	1 + 5	1 + 6
1 + 7	1 + 8	1 + 9	2 + 2	2 + 3	2 + 4
2 + 5	2 + 6	2 + 7	2 + 8	2 + 9	3 + 3
3 + 4	3 + 5	3 + 6	3 + 7	3 + 8	3 + 9
4 + 4	4 + 5	4 + 6	4 + 7	4 + 8	4 + 9
5 + 5	5 + 6	5 + 7	5 + 8	5 + 9	6 + 6
6 + 7	6 + 8	6 + 9	7 + 7	7 + 8	7 + 9
8 + 8	8 + 9	9 + 9	10 + 1	10 + 2	10 + 3
10 + 4	10 + 5	10 + 6	10 + 7	10 + 8	10 + 9
10 + 10					

Subtraction Facts


10 - 10	10 - 9	10 - 8	10 - 7	10 - 6	10 - 5
10 - 4	10 - 3	10 - 2	10 - 1	9 - 9	9 - 8
9 - 7	9 - 6	9 - 5	9 - 4	9 - 3	9 - 2
9 - 1	8 - 8	8 - 7	8 - 6	8 - 5	8 - 4
8 - 3	8 - 2	8 - 1	7 - 7	7 - 6	7 - 5
7 - 4	7 - 3	7 - 2	7 - 1	6 - 6	6 - 5
6 - 4	6 - 3	6 - 2	6 - 1	5 - 5	5 - 4
5 - 3	5 - 2	5 - 1	4 - 4	4 - 3	4 - 2
4 - 1	3 - 3	3 - 2	3 - 1	2 - 2	2 - 1
1 - 1					

Name: _____




Addition Strategy: Use Doubles


Use the doubles to count by twos and help you add the numbers.




$2 + 3 = \underline{\quad}$




$5 + 6 = \underline{\quad}$




$7 + 8 = \underline{\quad}$



$4 + 5 = \underline{\quad}$




$6 + 7 = \underline{\quad}$



$3 + 4 = \underline{\quad}$

Name: _____

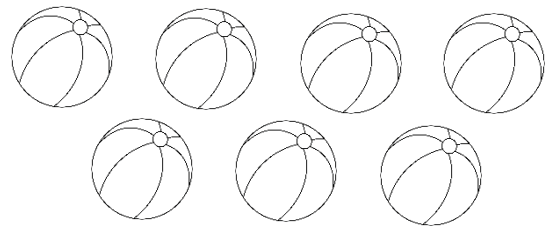


Subtraction Strategy: Cross it Off


Use the shapes to help you subtract.




$$6 - 2 = \underline{\quad}$$



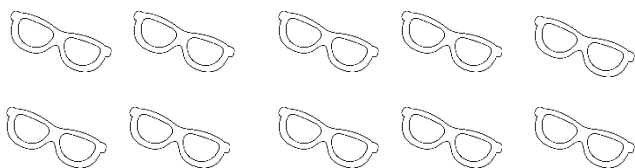
$$7 - 5 = \underline{\quad}$$




$$9 - 4 = \underline{\quad}$$



$$8 - 3 = \underline{\quad}$$



$$10 - 6 = \underline{\quad}$$



$$5 - 3 = \underline{\quad}$$


Name: _____

Number Families


Look at the three numbers in the sun.
Write the number sentences for each
number family.



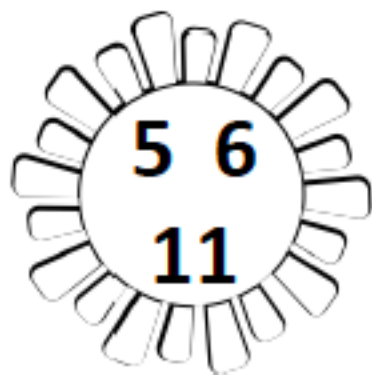
$$\underline{\quad} + \underline{\quad} = \underline{\quad}$$
$$\underline{\quad} + \underline{\quad} = \underline{\quad}$$
$$\underline{\quad} + \underline{\quad} = \underline{\quad}$$
$$\underline{\quad} + \underline{\quad} = \underline{\quad}$$



$$\underline{\quad} + \underline{\quad} = \underline{\quad}$$
$$\underline{\quad} + \underline{\quad} = \underline{\quad}$$
$$\underline{\quad} + \underline{\quad} = \underline{\quad}$$
$$\underline{\quad} + \underline{\quad} = \underline{\quad}$$



$$\underline{\quad} + \underline{\quad} = \underline{\quad}$$
$$\underline{\quad} + \underline{\quad} = \underline{\quad}$$
$$\underline{\quad} + \underline{\quad} = \underline{\quad}$$
$$\underline{\quad} + \underline{\quad} = \underline{\quad}$$



$$\underline{\quad} + \underline{\quad} = \underline{\quad}$$
$$\underline{\quad} + \underline{\quad} = \underline{\quad}$$
$$\underline{\quad} + \underline{\quad} = \underline{\quad}$$
$$\underline{\quad} + \underline{\quad} = \underline{\quad}$$

Name: _____



Count to 120



1				5				9	
	12				16		18		
		23		25					30
			34			37		39	
41					46		48		
	52		54			57			
		63			66				70
71				75			78		
		83				87			90
	92		94					99	
				105			108		
111					116			119	

Name: _____



Counting Within 120


Decide which numbers are missing and write them in the boxes.

21	22	23				27			30
		33	34			36			39

61			64		66			69	
		73		75			78		80

		83			86	87			90
91			94		96		98		


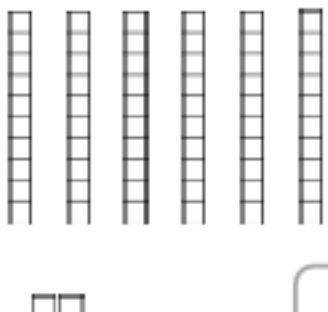
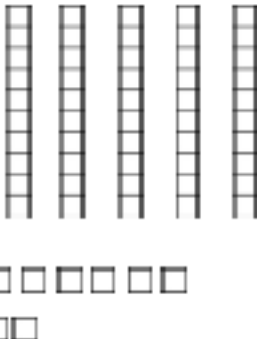

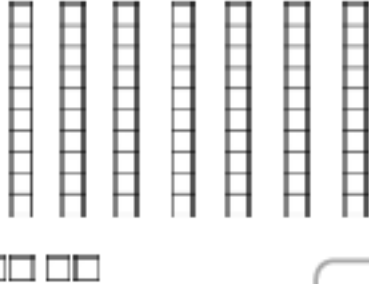

101		103				107			
	112			115			118	119	




Name: _____

Place Value: Ones & Tens

Directions: Count the base ten blocks. Write their value in the box.

 <input type="text"/>	 <input type="text"/>
 <input type="text"/>	 <input type="text"/>
 <input type="text"/>	 <input type="text"/>

Name: _____



Place Value: Ones & Tens

Directions: Circle groups of ten to help you count the larger numbers.

Tens	Ones

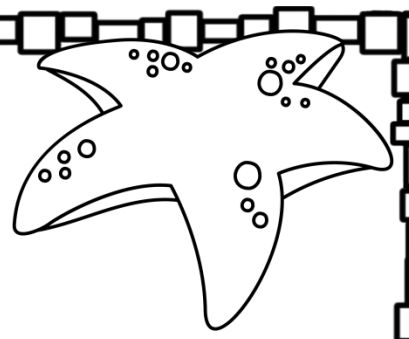
Tens	Ones

Tens	Ones

Tens	Ones

Tens	Ones

Tens	Ones



Name: _____

Missing Addends

$$6 + \underline{\quad} = 12$$

$$9 + \underline{\quad} = 9$$

$$\underline{\quad} + 5 = 14$$

$$3 + \underline{\quad} = 10$$

$$\underline{\quad} + 2 = 6$$

$$10 + \underline{\quad} = 15$$

$$7 + \underline{\quad} = 13$$

$$\underline{\quad} + 8 = 17$$

$$\underline{\quad} + 4 = 10$$


$$1 + \underline{\quad} = 4$$

$$8 + \underline{\quad} = 16$$

$$\underline{\quad} + 7 = 11$$

$$\underline{\quad} + 8 = 9$$


$$\underline{\quad} + 9 = 18$$



Name: _____

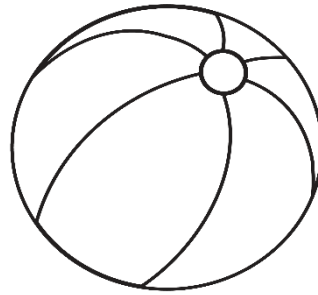
Unit Measurement

Directions: Look at each picture and tell about how many units long each object is.



_____ units

--	--	--	--	--	--	--	--	--	--




_____ units

--	--	--	--	--	--	--	--	--	--



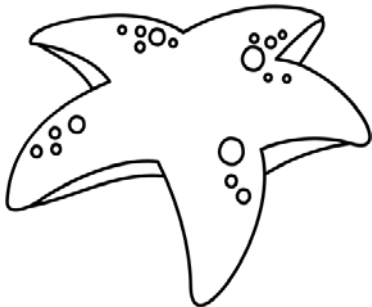
_____ units

--	--	--	--	--	--	--	--	--	--



_____ units

--	--	--	--	--	--	--	--	--	--



_____ units

--	--	--	--	--	--	--	--	--	--



_____ units

--	--	--	--	--	--	--	--	--	--